

Tool Talk Safety Meeting

March 23, 2022


Hours of Service & Log Book Requirements

This tool talk is a review of Hours of Service & Log Book Requirements.

*Note: If you do not already have a log book, get one today from a shop administrator.

1. As required by the Department of Transportation, all road employees are required to keep HOS records in their personal log books. The HOS page is located inside the front cover and a log book covers a one month period. At the end of the month your completed log book must be turned in to the shop administrator and exchanged for a new one.

2. Employees are to keep their log books with them at all times and fill them out daily, whether you work or not. On a day when you do not work, "Off Duty" is to be indicated. Motor Carrier officers may request to review your log book at any time and you may be fined if you do not have it with you.



FLEETCRAFT®
QUALITY PARTS FOR THE TRUCKING INDUSTRY

DELUXE DUPLICATE COPY

DRIVER'S DAILY LOG

PRESCRIBED BY FEDERAL MOTOR CARRIER SAFETY ADMINISTRATION, U.S. DEPARTMENT OF TRANSPORTATION

MONTH: _____ YEAR: _____

DRIVER: _____ CARRIER: _____

When driving any truck - OR- driving any truck and trailer combination and you are:

1. Inside 150 miles of your reporting location — you are required to fill in only the HOS page in your log book. This situation does not require completing the daily grid.

When driving a truck weighing 10,001 lbs. or more and not towing a trailer - OR- When driving any PK truck towing a trailer weighing 10,001 lbs. or more and you are:


1. Outside 150 miles of your reporting location — you are required to fill out the daily grid and the HOS page.

*Note: Most PK trucks numbered 500 and higher have a GVWR greater than 10,001 lbs. where HOS + grid logging outside of the 150 air-mile radius is required.

Hours of Service (HOS) page (Complete Daily)

MONTHLY SUMMARY SHEET					MONTH: _____
If you operate on the period of 70 hours in 8 days, use the summary sheet on the left; if you operate on the period of 60 hours in 7 days, use the summary sheet on the right. The figures 1 to 31 represent calendar days, and entries should be made for each day - even when driver does not work. If no work is performed, enter zero (0) in first column and compute other columns as explained below.					
Day of mo.	Hours Worked Today (Total of lines 3 & 4 on graph)	70 HR/8 DAY DRIVERS ONLY			Enter the number of working hours (on duty & driving) for each of the last seven days of the preceding month in the first seven spaces under the column headed "Hours Worked Today". Enter in the first space under Column A the Total of the number of hours worked during the last 7 days. Subtract the figure entered in Column A from 70 hours and enter this figure - hours available for tomorrow - in Column B. At the end of each day, complete the first three columns adjacent to the date of month in the same manner as explained above. Total the number of hours worked during the last 8 days and enter in Column C if any number in Column C exceeds 70, no driving should have been done. Any driving that was done is a violation and should be noted for easy identification. NOTE: Any time you total 34 consecutive hours of duty, you have 70 hours available again.
		A	B	C	
		Total hours on-duty last 7 days	Hours available tomorrow. 70 hours minus col. A - OR - 70 hours (if took 34 consecutive hours off duty)	Total hours on-duty last 8 days	
1					
2					
3					
4					
5					
6					
7					
8					
9					
10					
11					
12					
13					
14					
15					
16					
17					
18					
19					
20					
21					
22					
23					
24					
25					
26					
27					
28					
29					
30					
31					

Grid Page from the Log Book—Complete this page as required.



DRIVER'S DAILY LOG

(24 HOURS)

____ / ____ / ____
(Month) (Day) (Year)

Original - File at home terminal
Duplicate - Driver retains in his/her possession for eight days

Total Miles Driving Today

Total Mileage Today

Name of Carrier or Carriers

Main Office Address

Home Terminal Address

I certify these entries are true and correct:

Truck/Tractor and Trailer Numbers or License Plate(s) / State (show each unit)

Driver's Full Signature

Co-Driver's Name

	MID-NIGHT	1	2	3	4	5	6	7	8	9	10	11	NOON	1	2	3	4	5	6	7	8	9	10	11	TOTAL HOURS
1. OFF DUTY																									
2. SLEEPER BERTH																									
3. DRIVING																									
4. ON DUTY (NOT DRIVING)																									

REMARKS


SHIPPING DOCUMENTS:

B/L or Manifest No. or

Shipper & Commodity

Enter name of place you reported and where released from work and when and where each change of duty occurred.

From: _____ To: _____

601-LD 

© Copyright 2003 & Published by J. J. KELLER & ASSOCIATES, INC.

RECAP
Complete at end of workday.

On-duty hours today. (Total lines 3 & 4)

70 Hour/ 8 Day Drivers

A. Total hours on duty last 7 days, including today.

B. Total hours available tomorrow. 70 hr. minus A.*

C. Total hours on duty last 8 days, including today.

60 Hour/ 7 Day Drivers

A. Total hours on duty last 6 days, including today.

B. Total hours available tomorrow. 60 hr. minus A.*

C. Total hours on duty last 7 days, including today.

*If you have not exceeded the 60/70 hour limit and take 34 consecutive hours off duty, you have 60/70 hours available again.



MAIN OFFICE
 1965 Barrett Drive
 Troy, MI 48084-5372
PHONE 248-362-2130
FAX 248-362-4969

West MI Office
 8139 Douglas Ave
 Kalamazoo, MI 49009
PHONE 269-385-3222
FAX 269-385-3264

North MI Office
 6344 Blue Road (M-55)
 Lake City, MI 49651
PHONE 231-839-4430
FAX 231-839-4737

Central MI Office
 3900 S. US-27
 St. Johns, MI 48879
PHONE 989-292-4400
FAX 989-292-4401

TOOL TALK SAFETY MEETING

TOPIC(S): Hours of Service & Log Book Requirements 03/23/2022

DATE: _____ **DIVISION:** _____

Foreman/Presenter's Name: _____

The presenter is to record attendance by printing the first and last name of each person in attendance.

Printed Name	Printed Name

ADDITIONAL TOPICS AND/OR SUGGESTIONS FOR NEXT TOOL TALK
